

114-1 TAICA Mirror Course

Midterm Withdrawal Application Form

Filling Instructions

Applicable Courses for This Guide

- Introduction to FinTech
- Introduction to Generative Artificial Intelligence and Machine Learning
- *Introduction to Artificial Intelligence
- *Human-AI Interaction
- *Data Mining : Concepts, Techniques, and Applications
- *Natural Language Processing

(Courses marked with an asterisk “*”: Some partner universities participate in these courses as **Satellite Courses**. If you do not see the “Midterm Withdrawal Application Form” under the **Modules** page in your course, it means your university is participating in the course as a **Satellite Course**. In this case, the midterm withdrawal process for Satellite Course participation applies. Please contact your university’s TAICA coordinator for details.)

Midterm Withdrawal Instructions

According to the regulations of the TAICA Office, students from TAICA partner universities who wish to withdraw from the above-listed applicable courses must obtain the approval of the primary instructor.

The following schedule indicates the period during which **students** from each partner university must complete the “Midterm Withdrawal Application Form.”

Partner University	Period for Completing the “Midterm Withdrawal Application Form”
National Yunlin University of Science and Technology (YunTech)	Oct 21 (Tue) 00:00 – Oct 28 (Tue) 23:59
National Chengchi University (NCCU)	Oct 21 (Tue) 00:00 – Nov 4 (Tue) 23:59
Other Partner Universities	Oct 21 (Tue) 00:00 – Nov 12 (Wed) 23:59

The primary instructor will complete the approval process for student withdrawal requests according to the following schedule:

Partner University	Deadline for Instructor Approval
National Yunlin University of Science and Technology (YunTech)	By Oct 29 (Wed) 23:59
National Chengchi University (NCCU)	By Nov 5 (Wed) 23:59
Other Partner Universities	By Nov 14 (Fri) 23:59

The NTU COOL Operation Team will remove the approved students from the courses by the end of the workday on Nov 19 (Wed), based on the instructor’s approval results recorded in the form.

Important Reminders

- Please make sure you truly intend to withdraw before clicking “Take the Survey.” Once you begin, you must complete all answers and finish the “Submit Quiz” step.
- The Midterm Withdrawal Application Form **can only be submitted once**. Please double-check all information before submission.
- According to the TAICA Office regulations, **once you have submitted the Midterm Withdrawal Application Form on NTU COOL and obtained instructor approval, the withdrawal process is considered complete**. However, you must also follow your home university’s official withdrawal procedures to finalize the process. If you submit the form and receive instructor approval but fail to complete your home university’s withdrawal procedure, you will be solely responsible for any consequences.

If you have any questions regarding the completion of this form, please contact the NTU COOL Operation Team.

For administrative questions related to the midterm withdrawal process, please contact your university’s TAICA coordinator.

Sincerely,

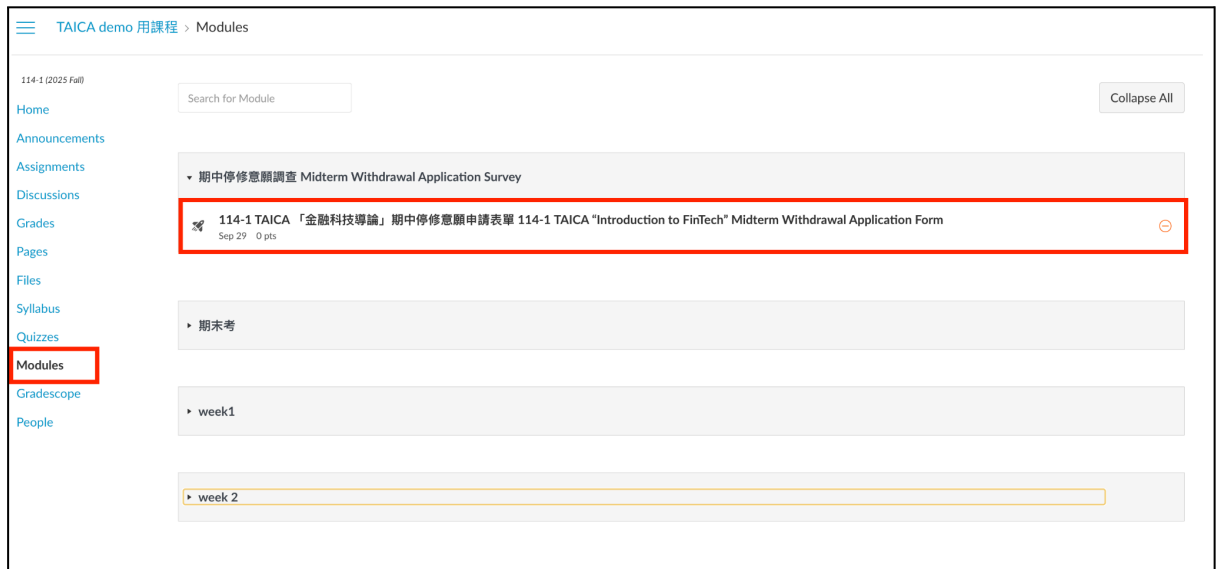
NTU COOL Operation Team

ntucool@ntu.edu.tw

02-3366-3367 #594

Filling Instructions

1. Go to the “ Modules ” page of your course and locate the pinned quiz titled “114-1 TAICA ‘(Course Name)’ Midterm Withdrawal Application Form.”



2. After entering the form, please read the instructions carefully. Once you have finished reading, scroll down to the bottom and click “Take the Survey.”



3. For Question 1, enter your student ID number as issued by your home university.

TAICA demo 用課程 > Quizzes > 114-1 TAICA 「金融科技導論」期中停修意願申請表單 1...

Home

Announcements

Assignments

Discussions

Grades

Pages

Files

Syllabus

Quizzes

Modules

Gradescope

People

Question 1 0 pts

請輸入您的學號 Please enter your student ID.

P.s. 本調查僅能填寫一次，敬請確認填寫內容皆正確再送出。
P.S. This survey can only be submitted once. Please ensure all information is correct before submission.

Edit View Insert Format Tools Table

12pt Paragraph B I U A T² [Link] [Image] [Quote] [List] [More]

B12345678

p [Icon] [Icon] 1 word </> [More]

4. For Question 2, enter your reason for withdrawal (e.g., “Unable to keep up with the course progress”). Once you have completed both Question 1 and Question 2 and confirmed the accuracy of your responses, click “**Submit Quiz.**”

* **Important:** This form can only be submitted **once**. Please double-check your answers before submission.

TAICA demo 用課程 > Quizzes > 114-1 TAICA 「金融科技導論」期中停修意願申請表單 1...

請輸入停修原因 (範例：無法跟上課程進度)
Please enter your reason for withdrawal (e.g., *Unable to keep up with the course progress*).

P.s. 本調查僅能填寫一次，敬請確認填寫內容皆正確再送出。
P.S. This survey can only be submitted **once**. Please ensure all information is correct before submission.

Unable to keep up with the course progress

8 words

No new data to save. Last checked at 12:17pm

Submit Quiz

5. When you see the confirmation screen shown below, it means you have successfully completed the form.

TAICA demo 用課程 > Quizzes > 114-1 TAICA 「金融科技導論」期中停修意願申請表單 1...

Score for this survey: 0 out of 0

Submitted Oct 1 at 12:18pm

This attempt took 21 minutes.

Question 1

請輸入您的學號 Please enter your student ID.

P.s. 本調查僅能填寫一次，敬請確認填寫內容皆正確再送出。
P.S. This survey can only be submitted once. Please ensure all information is correct before submission.

Your Answer:


B12345678

Question 2

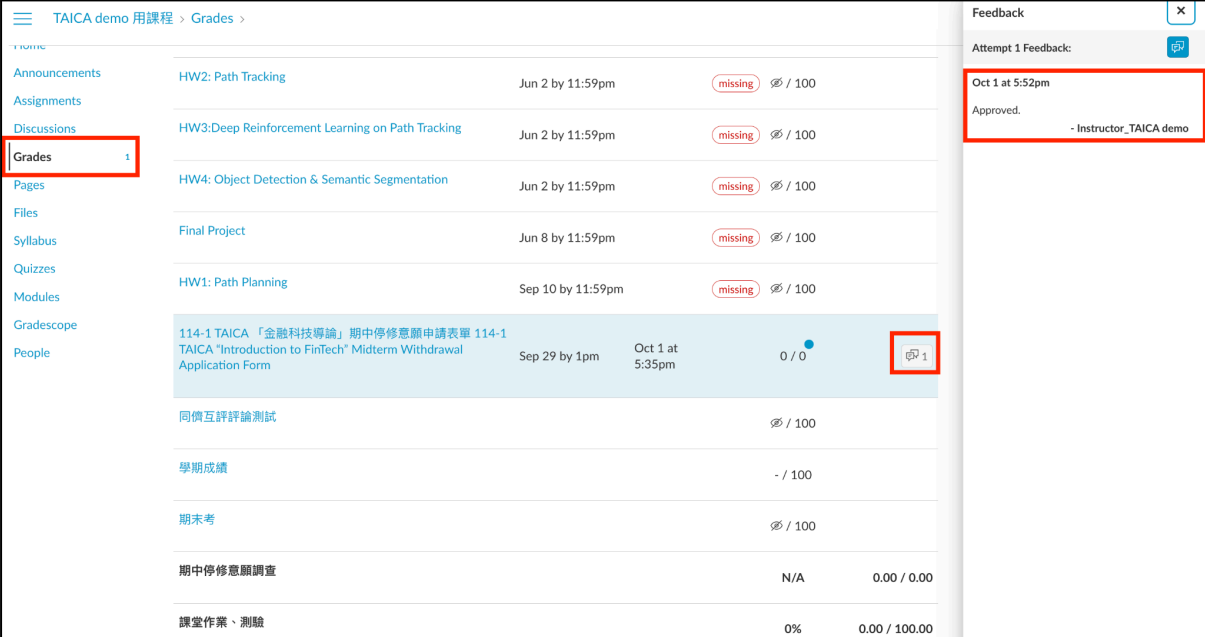
請輸入停修原因（範例：無法跟上課程進度）
Please enter your reason for withdrawal (e.g., Unable to keep up with the course progress).

P.s. 本調查僅能填寫一次，敬請確認填寫內容皆正確再送出。
P.S. This survey can only be submitted once. Please ensure all information is correct before submission.

How to Confirm Instructor Approval for Withdrawal

Go to “Grades” > Locate “114-1 TAICA ‘(Course Name)’ Midterm Withdrawal Application Form” > Click the “ 1” icon to open the panel on the right-hand side. Here, you can view the instructor’s approval response for your withdrawal request.

If your home university’s withdrawal process requires proof of instructor approval, you may take a screenshot of this page and use it as official evidence of approval.



The screenshot displays the NTU COOL interface for the course "TAICA demo 用課程". The left sidebar shows the navigation menu with "Grades" highlighted. The main content area lists various assignments and their statuses. The "114-1 TAICA 'Introduction to FinTech' Midterm Withdrawal Application Form" is highlighted in blue. To its right, a feedback icon with the number "1" is circled in red. On the right side, a "Feedback" panel is open, showing the instructor's response: "Approved." - Instructor_TAICA demo.

Assignment	Due Date	Status	Score
HW2: Path Tracking	Jun 2 by 11:59pm	missing	0 / 100
HW3: Deep Reinforcement Learning on Path Tracking	Jun 2 by 11:59pm	missing	0 / 100
HW4: Object Detection & Semantic Segmentation	Jun 2 by 11:59pm	missing	0 / 100
Final Project	Jun 8 by 11:59pm	missing	0 / 100
HW1: Path Planning	Sep 10 by 11:59pm	missing	0 / 100
114-1 TAICA 'Introduction to FinTech' Midterm Withdrawal Application Form	Sep 29 by 1pm	0 / 0	0 / 0
同儕互評評論測試			0 / 100
學期成績			- / 100
期末考			0 / 100
期中停修意願調查		N/A	0.00 / 0.00
課堂作業、測驗		0%	0.00 / 100.00